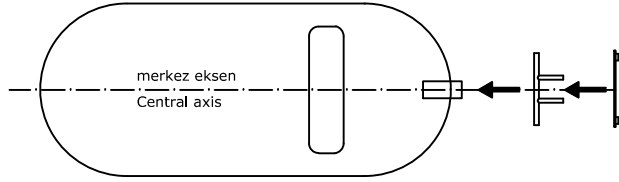


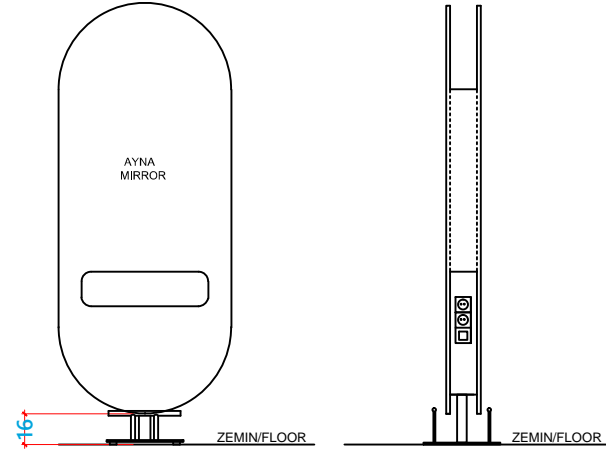
1



Tezgah gövdesi zemine paralel şekilde konular,  
2 Adet ayak basma 4 Adet M10x20 civata ile platinaya sıkılır,  
platina, kablolar platinadan geçirilerek,tezgah gövdesi borusuna  
10 Adet M10x20civata ile sıkılır.

Bench body is placed parallel to the floor,  
2 pieces of foot step are tightened to the platina with  
4 pieces of M10x20 bolts,  
platina, cables are passed through platina, into bench body pipe  
It is tightened with 10 pieces of M10x20 bolts.

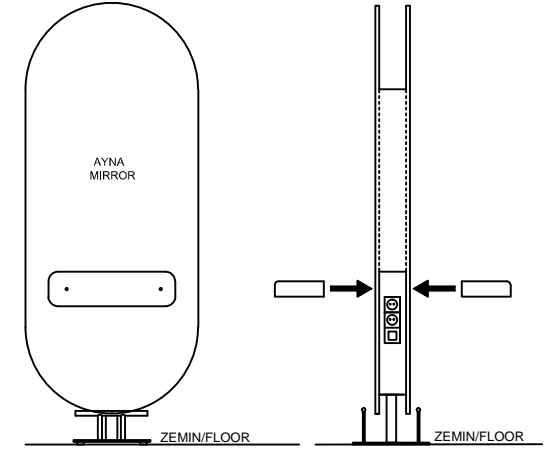
2



Zemine kablo bağlantıları yapılarak, tezgah dik konuma getirilir.

By making cable connections to the floor, the bench  
is brought to an upright position.

4



Sağ ve sol tabla, tezgah gövdesine  
2 Adet M8x250 civata ile sıkılır.

Right and left table to machine body  
It is tightened with 6 pieces of M8 bolts.



ÜRÜN ADI: CAPSULE ISLAND BAYAN TEZGAHI\_MONTAJ SEMASI / ASSEMBLY DIAGRAM

ÇİZEN: Sibel MERİÇ  
Designer:

TARİH: 20.01.2021  
Date:

ÖLÇÜLER: cm (santimetre'dir)  
Çizim üstünden ölçü alınmalıdır.  
Measurements are in cm.