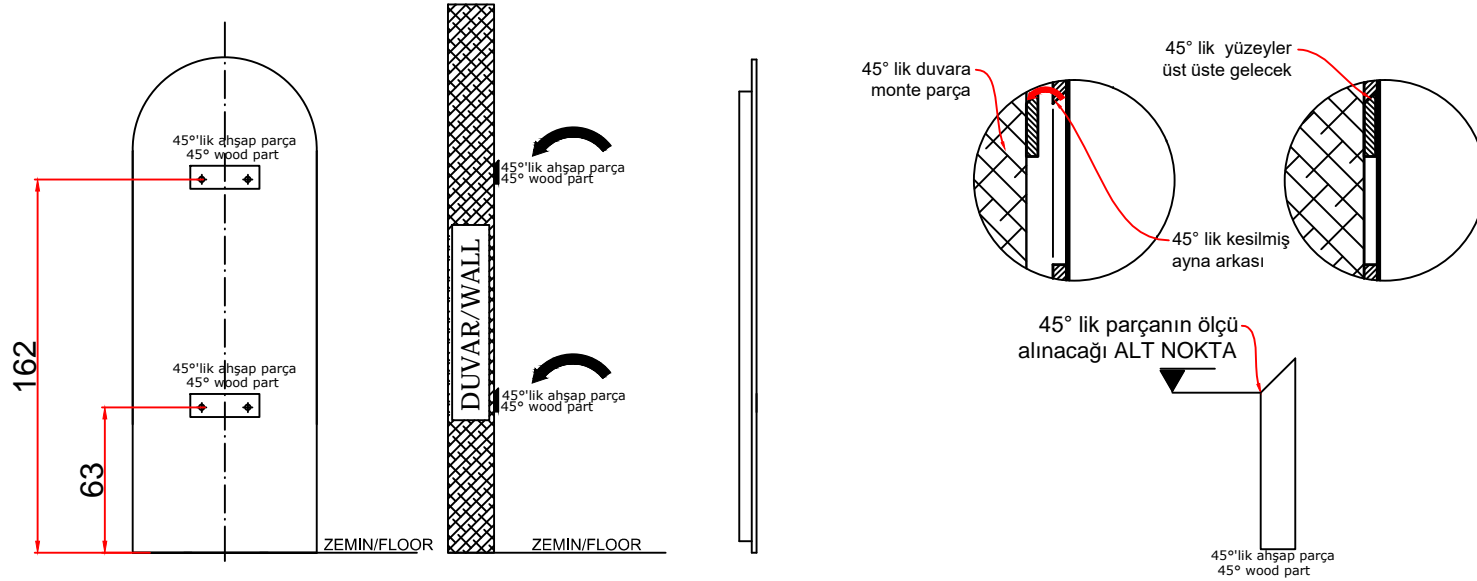


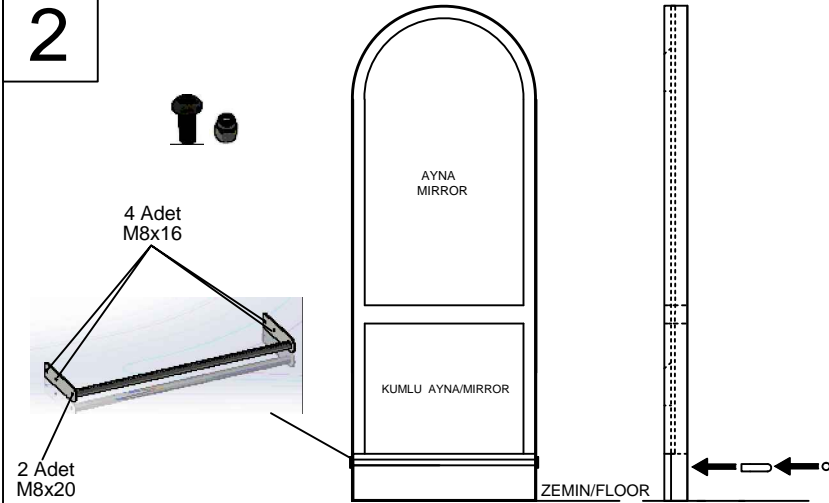
1



4 Adet 6x80 vida ile askı aparatı sıkılır. Ayna askı aparatına takılmadan önce led led sortisini priz boşluğundan çekilir, ayna asılır.

The suspension bracket is must fix with 4 pieces of 6x80 screws. Before the mirror is attached to the bracket, pull the led led outlet from the socket space and hang the mirror.

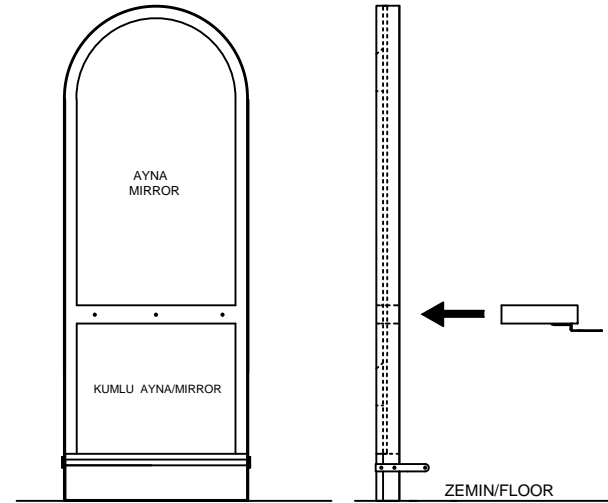
2



Ayak basma borusu 2 Adet M8x20 civata ile sıkılır
Ayak basma, yan lamalardan gövdeye 4 Adet M8x16 civata, 4 Adet kapalı somun ile sıkılır.

Footrest must fix with 2 pieces of M8x20 bolts.
Footrest must fix from the side blades to the body with 4 M8x16 bolts and 4 closed nuts.

3



Led trafo bağlantısı yapılır.
Tezgah tablası 3 Adet 4x35 vida ile sıkılır.

Led transformer connection is made.
Unit shelf must fix with 3 pieces of 4x35 screws.



ÜRÜN ADI:
Name of product: NOIR WALL BAYAN TEZGAHI_ MONTAJ ŞEMASI / ASSEMBLY DIAGRAM

ÇİZEN:
Designer: Sibel MERİÇ

TARİH:
Date:

25.01.2021

ÖLÇÜLER : cm (santimetre'dir)
Çizim üstünden ölçü alınmalıdır.
Measurements are in cm.