

1

Alt tabla

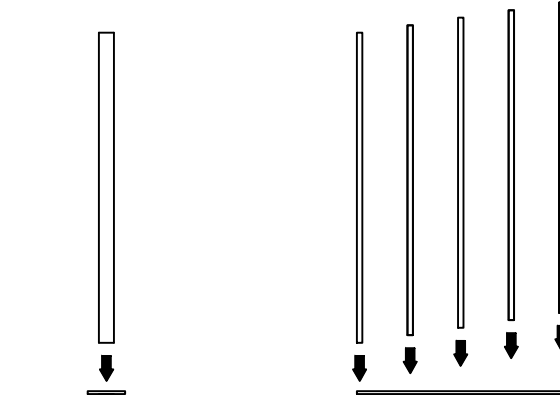
Alt tabla yere koyulur.

Place the worktop in opposite way

2

3.5x50

3.5mm 5cm



Alt tabla ile dikmelerin birbirine temas eden yüzeylerden 3,5x50 vida ile vidalanarak sabitlenir.

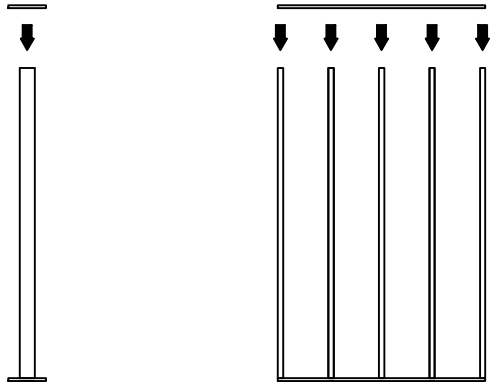
Screw the base and posts together with 35x50 screws

MONTAJ ŞEMASI - 1
Assembly Instruction - 1

3

3.5x50

3.5mm 5cm



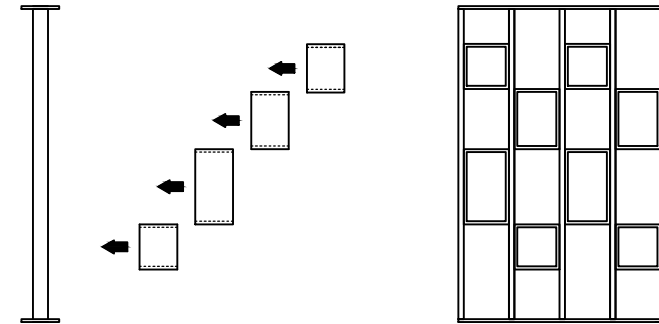
Dikmeler ile üst tablanın birbirine temas eden yüzeylerden 3,5x50 vida ile vidalanarak sabitlenir.

Screw the upper part and posts together with 35x50 screws.

4

3.5x30

3.5mm 3cm



Ahşap kutuları dikmelere 3.5x30 vida ile vidalayıp sabitleyiniz.

Wooden boxes will be screwed into the metal body 3.5x30 screws

ÖLÇÜLER: cm (santimetre'dir)
Measurements are in cm.ÜRÜN ADI:
Name of product :

WOOD STAIR

ÇİZEN:
Designer:

DUYGU İLKHAN

TARİH
Date