

1

6x80

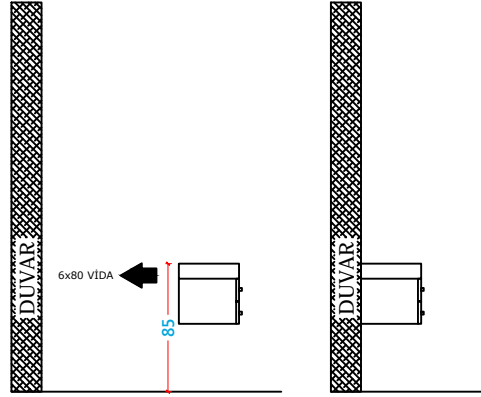
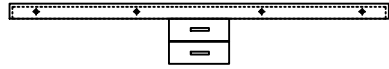
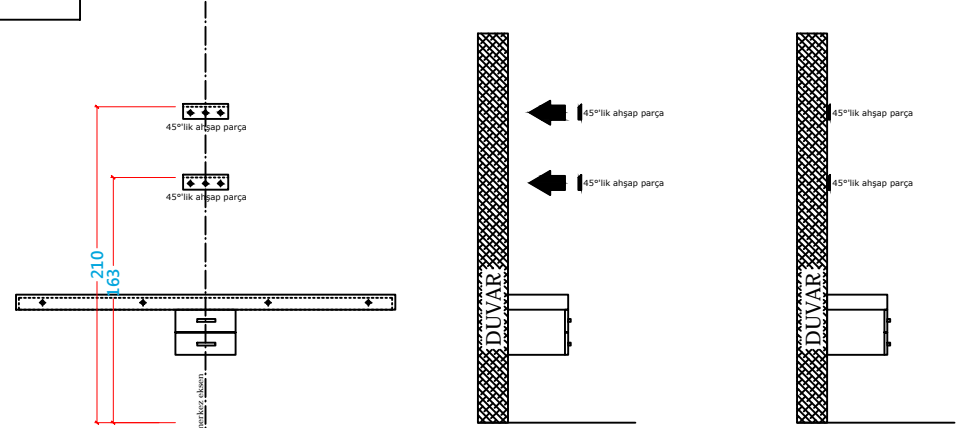


Tabla ve komodini h:85 cm den 6x80 vida ile vidalayarak sabitleyiniz.

Mount worktop and cabinet with 6x80 screws at a height of 85 cm

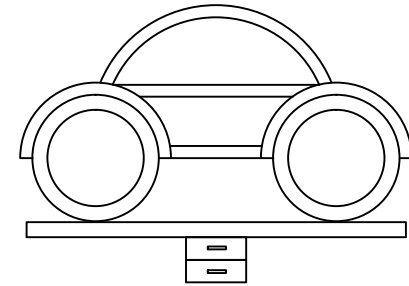
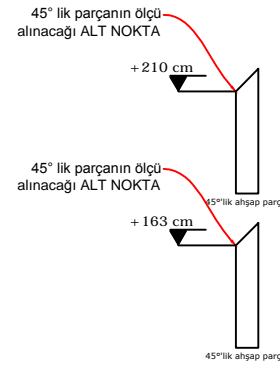
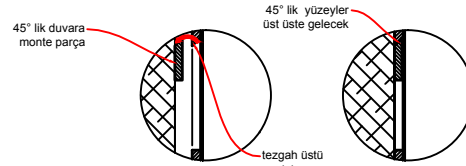
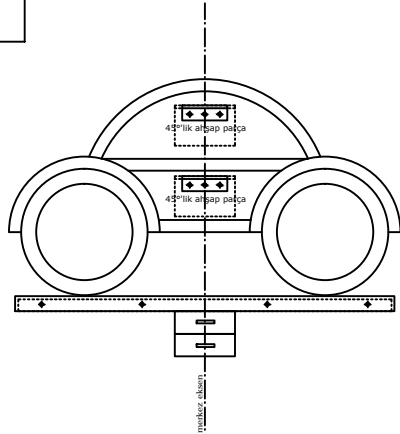
2

MONTAJ ŞEMASI
Assembly Instruction

Gönderilen 45° lik ahşap parça merkez ekseninden hizalanarak 163 cm ve 210 cm yüksekliğe vidalanarak sabitlenir. Üst modülün arka boşluk kısmından ölçüler alınarak yüksekliğin doğru olduğundan emin olunur.

45 scale wooden piece center aligned and fixed to 163 cm and 210 cm height

3



45° lik ahşap parçanın alt noktasından yükseklik ölçüsü alınmalıdır ki parça ile üst modül 45° lik yüzeyler üst üste otursun.

Make sure that the height is correct by taking measurements from the rear panel of the upper module. 45 scale surfaces must be placed on top of each other

ÖLÇÜLER: cm (santimetre'dir)
Measurements are in cm.

ÜRÜN ADI:
Name of product :

WOSVOS

ÇİZEN:
Designer:

DUYGU İLKHAN

TARİH
Date