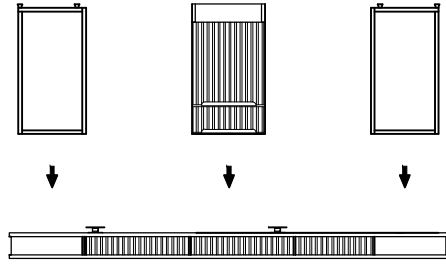


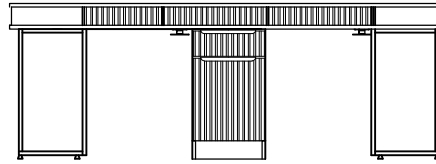
1



Tezgah yere ters şekilde konulur. Tezgah ayakları ve kom idinleri tezgaha 4x18 vida ile monte edilir.

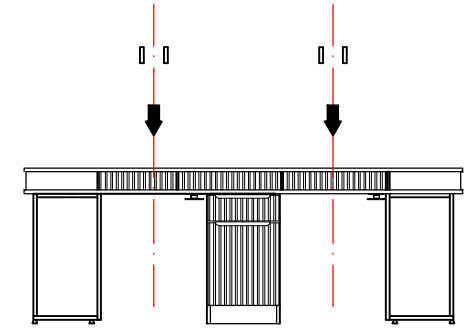
The bench is placed upside down on the ground. Bench legs and nightstands are mounted to the bench with 4x18 screws.

2



Tezgah ters çevrilip konumlandırılır.

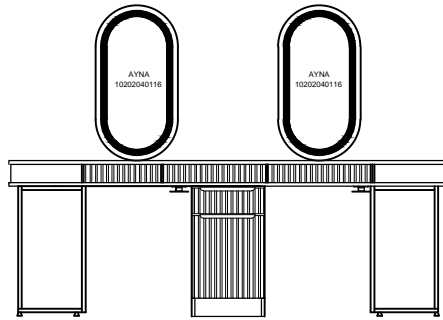
The counter is inverted and positioned.



Tezgah üzerinde bulunan M10 delik yerlerine aynayı oturtup, somun ile sabitletiniz.

Fit the mirror to the M10 holes on the counter and fix it with the nut.

3



En son olarak tesisat bağlantılarını yapınız.

Make an electrical connections now.

