


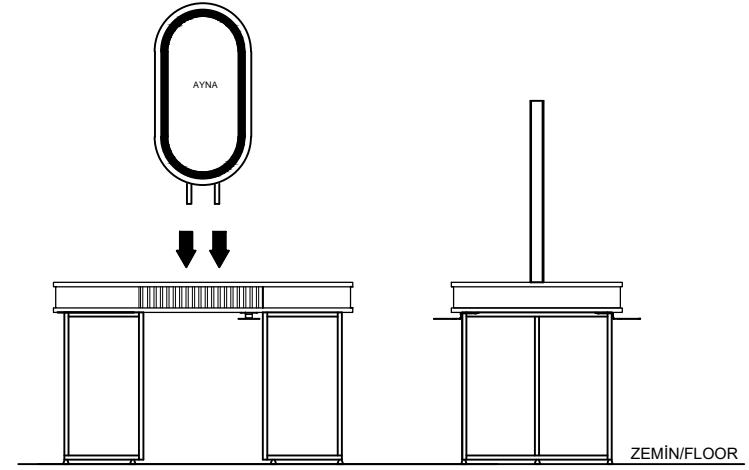
1



Hazır halde bulunan tezgahı mevcut konuma alınız. Zeminden çıkacak olan kabloyu, kablo gizleme kanalı ile prizlere sortisini veriniz.

Take the ready workbench to its current position. Give the cable that will come out of the floor its outlet to the sockets with the cable hiding channel.

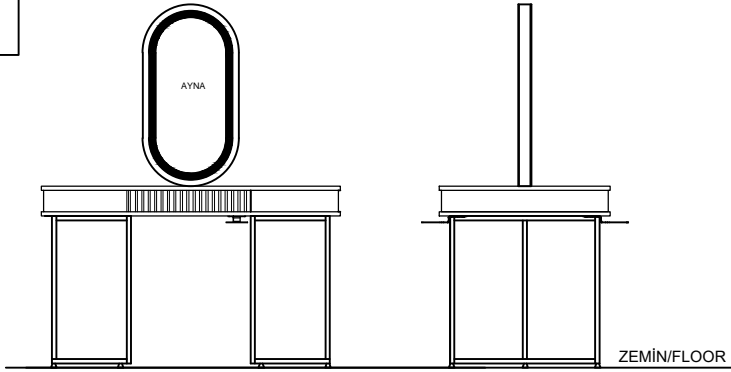
2



Ayna üzerinde bulunan M8 bağlantı milini tezgahın delik konumundan geçirip civata ile montajını yapınız.

Pass the M8 connecting shaft on the mirror through the hole position of the workbench and mount it with bolts.

3



Elektrik bağlantısını yapınız.

Make the electrical connection.

